

Louisiana Center for Evidence to Practice's E2P LEARN Platform


A How-to Guide
for
Mental Health
Crisis Response Workforce Training



learn.laevidencetopractice.com/



INTRODUCTION



ABOUT THE GUIDE

- The Louisiana Center for Evidence to Practice, in partnership with the Louisiana Department of Health - Office of Behavioral Health, is supporting the development and training of a mental health crisis response system workforce to navigate the new services under the Louisiana Crisis Response System (LA-CRS).
- The purpose of this guide is to help trainees taking part in the Mental Health Crisis Response Workforce training in navigating the Center's online training platform, E2P Learn.

E2P LEARN

The Center's Online Learning Platform

- Visit the platform at <https://learn.laevidencetopractice.com/>

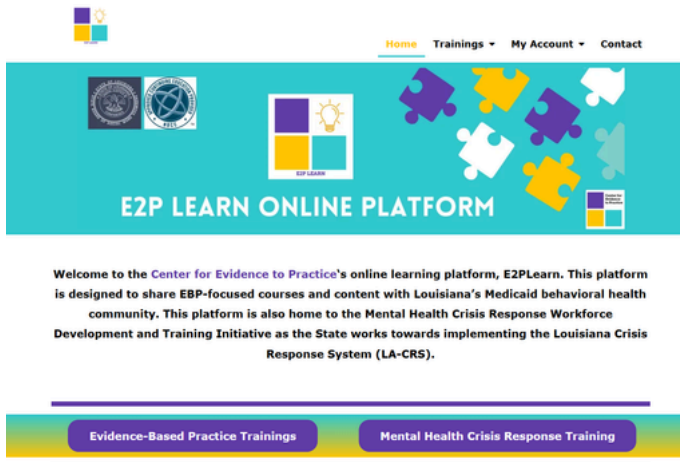
MENTAL HEALTH CRISIS RESPONSE WORKFORCE TRAINING

- The training consists of a combination of trainings you will complete on your own, trainings that are facilitated by a trainer, and demonstration sessions.

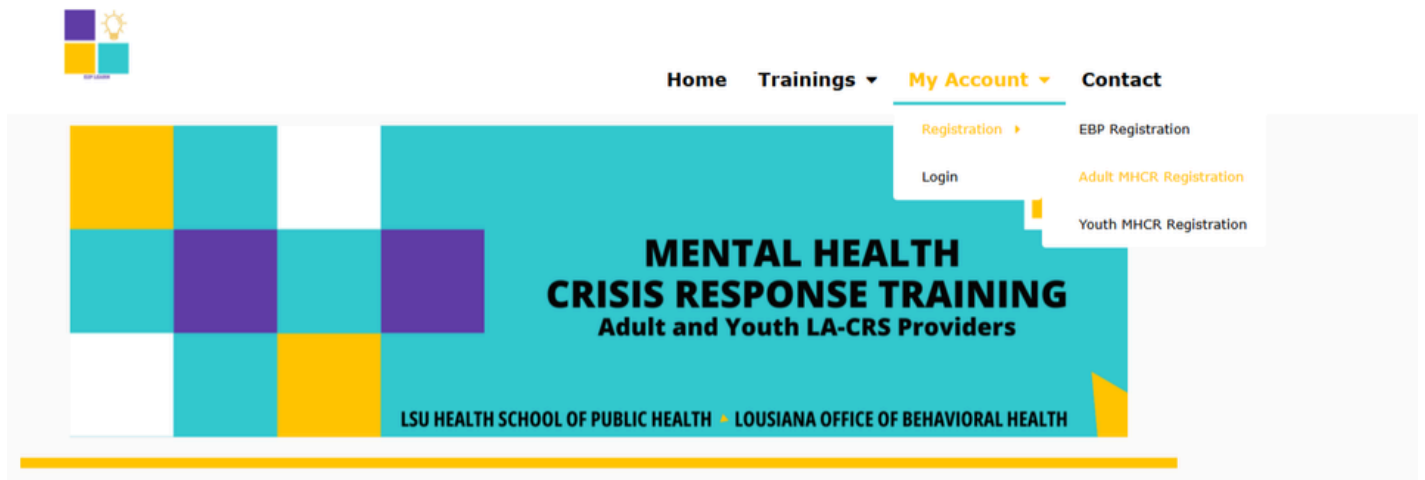
WHAT'S IN THE GUIDE?

- 01 REGISTRATION**
How to register an account.
- 02 ACCESS RESOURCES**
Where to find important resources
- 03 TRAINING PROCESS**
How the training flows
- 04 ACCESS TRAININGS**
How to view and complete training modules.
- 05 FREQUENTLY ASKED QUESTIONS**
Have a question? We may have answered it.

How to Register on E2P Learn



- Please use **GOOGLE CHROME** or any other web browser **EXCEPT** Internet Explorer to access the website.
- Go to <https://learn.laevidencetopractice.com/>
- You will be directed to the E2P Learn Home page.
- Click 'My Account' in the righthand corner.



- Click 'Registration'.
- Click 'Adult or Youth MHCR Registration'
 - Select the registration that applies to the services your agency provides.
 - If your supervisor intends on you doing both Adult and Youth training, register using one form, and email evidencetopractice@lsuhsc.edu and we will cross enroll you in both trainings.

REGISTRATION

- Create a User Name and type in your work email.
- Please use your name as your username.
- Fill out registration form as it pertains to your job role, qualifications, employer and whether you are an adult or youth provider.
- Complete the entire Registration form and hit Submit.

Adult MHCR Training Registration

Register for the Adult Mental Health Crisis Response (MHCR) Workforce Development Training here.

"*" indicates required fields

Username *

Password *

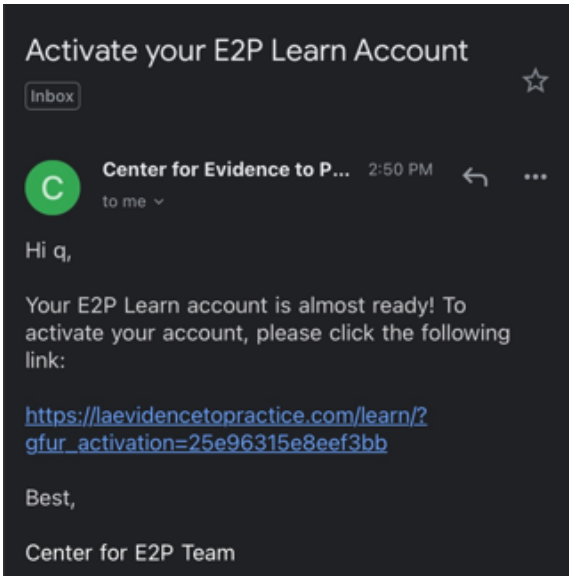
Enter Password Confirm Password

First Name *

Last Name *

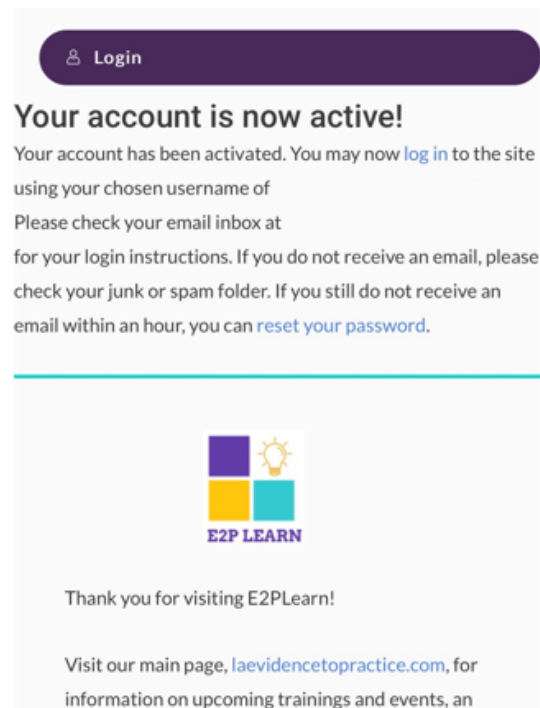
Email *

REGISTRATION



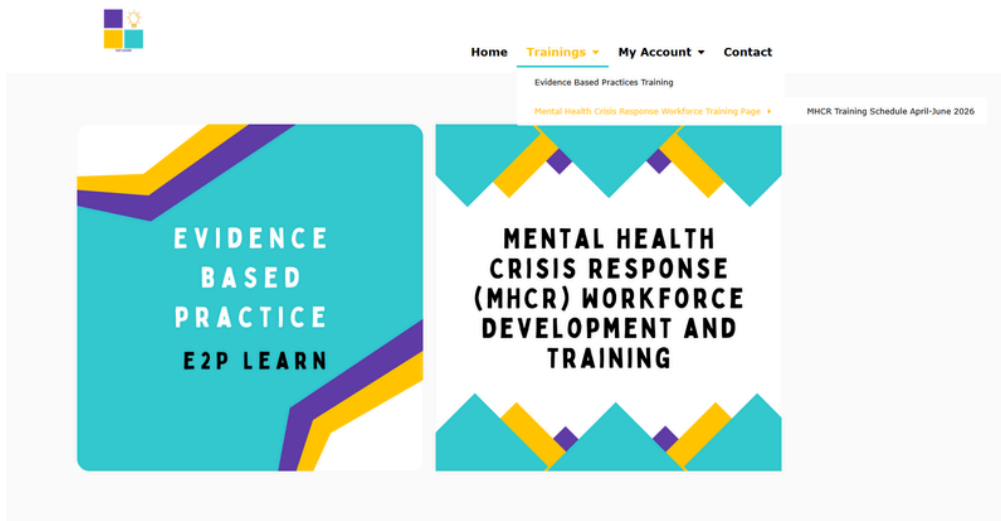
- You will receive an 'Activate your E2P Learn Account.'
- Click on the link in the email to activate your account. Please check SPAM or JUNK folders for the email.

- You will be directed to this page.
- Your account is now active and you can go to Login and enter your Username or Email and password.

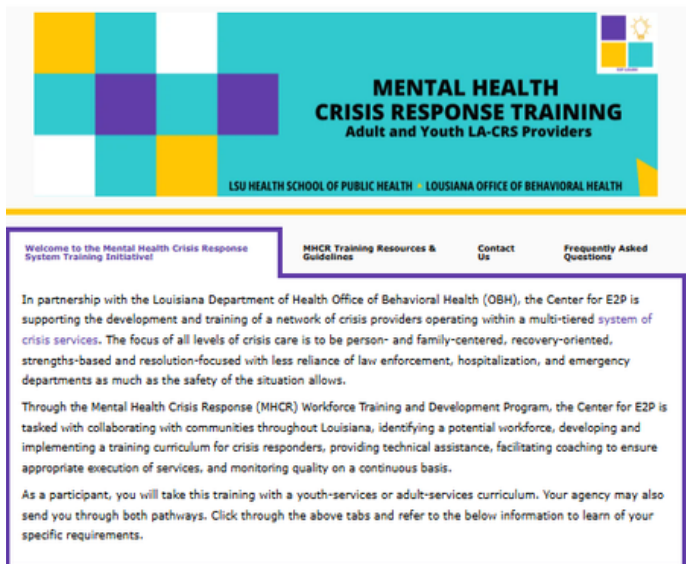


If you DO NOT receive an activation email within 30 minutes, please contact the Center at EvidencetoPractice@lsuhsu.edu.

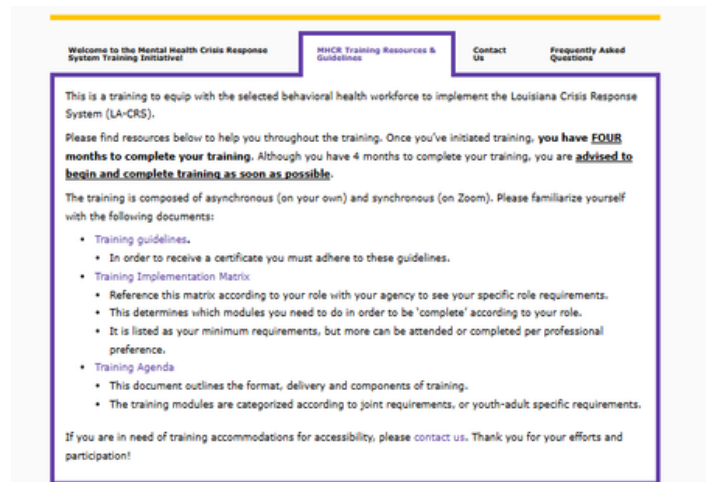
Accessing Training Information



- Once you are logged in, go to the 'Mental Health Crisis Workforce Trainings' tab at the top.



- After clicking on that tab, this is the page that you will see.



- Click on the **MHCR Training Resources & Housekeeping** for important resources.
- Click on **Contact Us** for any questions.

Understanding Training Process

- Scroll down to see the MHCR training flow, agenda & links.



- Click on arrow to see training dates and links for available synchronous zoom trainings.
- Click zoom links for registration of live trainings.
- Once registered, the links for live zoom training will be sent to your inbox.

Register for live zoom training below

[APRIL 2026 Synchronous \(Online Live via Zoom\) Training Days](#)

You have selected this option because you plan on attending the synchronous online remote training in **APRIL**. You must complete the general training then attend your respective individual training day(s)

Zoom link is here for the general required MHCR DAY 1 & 2 from 9am to 1pm CDT.

Day 1 - APRIL 15th, 2026
Day 2 - APRIL 16, 2026

Zoom link is here for ADULT PROVIDER DAY 3 from 9am to 1 pm CDT.

ADULT DAY 3- APRIL 22ND, 2026

Zoom link is here for YOUTH PROVIDER DAY 3 from 9 am to 2 pm CDT.

YOUTH DAY 3- APRIL 23RD, 2026

[MAY 2026 Synchronous \(Online Live via Zoom\) Training Days](#)

[JUNE 2026 Synchronous \(Online Live via Zoom\) Training Days](#)

How to Complete Training Modules: An Example

- Scroll down to access the MHCR training modules.



- Click on 'Start Module.'

Module 2: The Louisiana Crisis Response System

Training Description

The purpose of this training module is to describe the elements of Louisiana's Crisis Response System and understand its significance and positioning in relation to the historical crisis response(s).

Learning Objectives

Participants will be able to:

- Describe the goal of the Louisiana Crisis Response System (LA-CRS).
- Understand the continuum of the LA-CRS and its positioning to the existing behavioral health landscape in Louisiana.
- Describe the significance and positioning of the LA-CRS in relation to the historical crisis response.

Who is required to complete this module?

You are required to complete this module if you are:

- Agency Leadership
- Agency Medical Director
- Team Clinical Director/Supervisor
- Direct Care Staff
- Support Staff
- MCO Call Center Staff

Time

This module is 1 hour.

Instructions

Please click 'Start Module' to watch the training video. You will need to let the video play out completely before pressing "mark complete" and moving on to the quiz.

Course Content

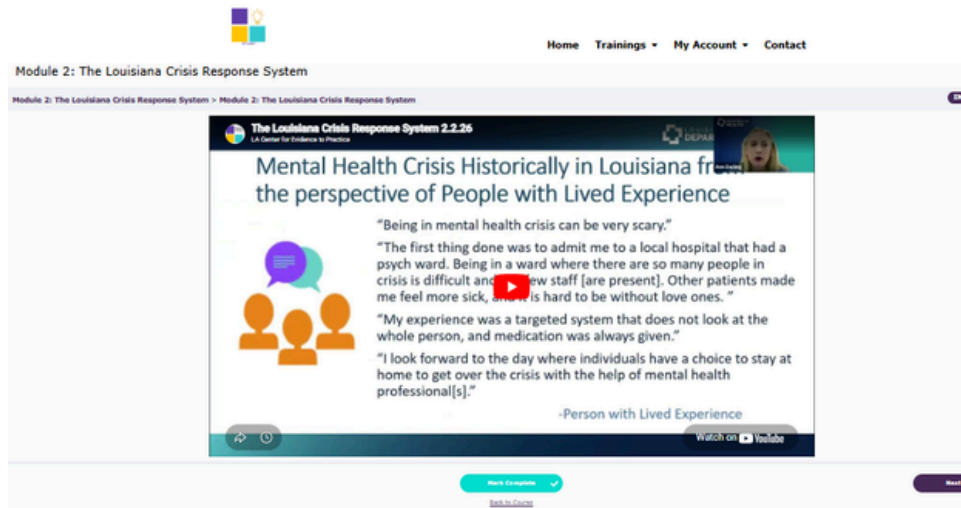
Module 2: The Louisiana Crisis Response System

MHCR Module 2 Quiz

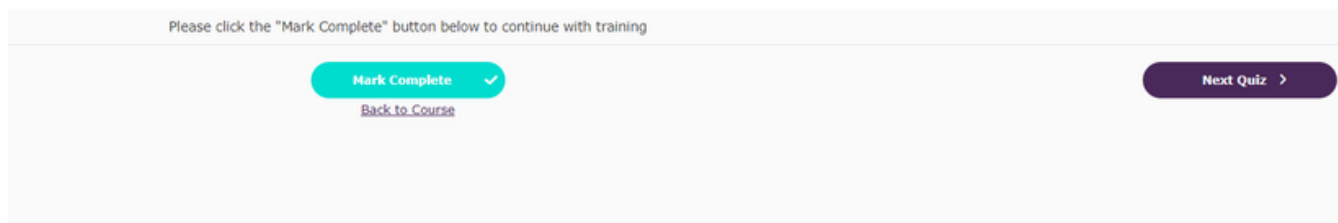
- You'll be able to see the Training Module Description, Learning Objectives, who is required to take the module, and specific instruction for that module.
- Click on the information under 'Course Content.' This will take you to an asynchronous video lesson, or an accompanying lesson for a live lesson.

ACCESS TRAININGS

Video lesson



- On this page, you will be able to watch the training if it is an asynchronous lesson (i.e. one you complete on your own)
- Do not click the YouTube button on the video. Clicking YouTube will move you to a new tab that cannot track your progress.
- Make sure to click the 'Mark Complete' button when finished the videos or materials.

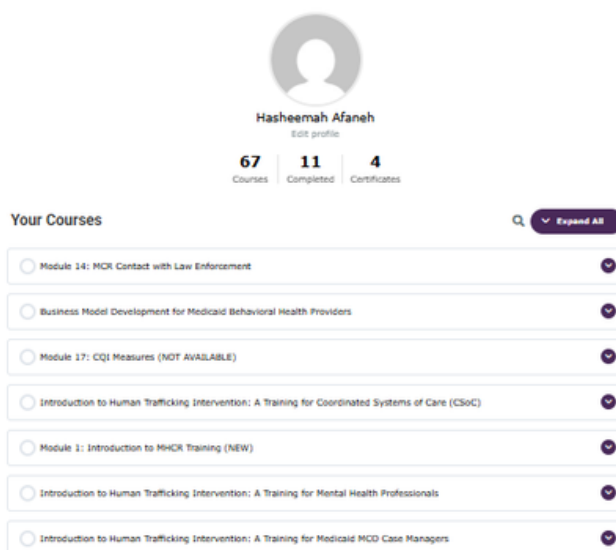


- All modules that are facilitated by a trainer online (i.e. synchronous) and the skills demonstration sessions are on Zoom.
- These modules will have accessible lesson material and a quiz on E2P Learn.
- Keep a look out for the post-test evaluation throughout the training that you must complete in order to move to the next training. The module quiz will appear only after you have marked the module complete.

FREQUENTLY ASKED QUESTIONS

HOW DO I SEE MY PROGRESS?

- You can go to the 'My Account' tab to see your progress throughout the training.
- You can also see your progress by looking at the Progress bar for each specific module.



HOW WILL I KNOW IF A TRAINING IS FACILITATED BY A TRAINER OR IF I SHOULD COMPLETE IT ON MY OWN?

- You will be given a Training Agenda prior to the beginning of training with an indication of mode of delivery for each module.

FREQUENTLY ASKED QUESTIONS

I CAN'T ACCESS THE NEXT MODULE. WHY?

- Training modules must be accessed in chronological order, meaning you have to take **Module 1** before **Module 2** and so forth.
- Please make sure you have completed the modules prior to the one you cannot start. This includes completing reading materials and passing the quiz with a 80% or higher.

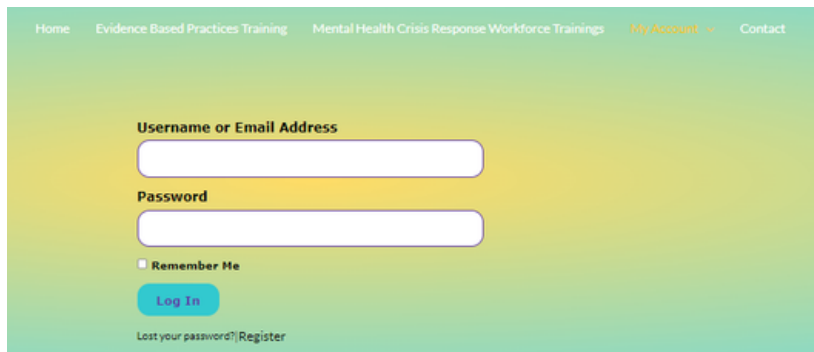
Module 4: Fundamentals of Modern Crisis Response System



To take this lesson, you need to complete the following course first: [Module 3: Voices of Lived Experiences Part One](#)

I FORGOT MY PASSWORD. HELP!

- Click on Login and hit 'Lost Your Password?'
- Insert your Username or Email Address.
- Check your inbox for the Reset Password email. Please check Spam or your Junk folder.



Home Evidence Based Practices Training Mental Health Crisis Response Workforce Trainings **My Account** Contact

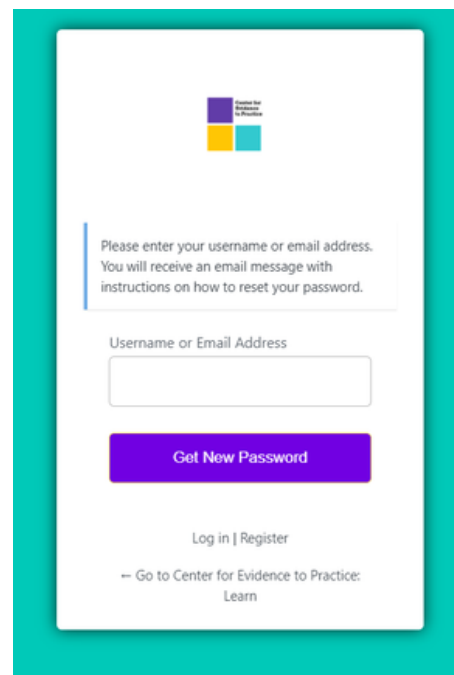
Username or Email Address


Password

Remember Me

Log In

[Lost your password?](#) | [Register](#)





Please enter your username or email address. You will receive an email message with instructions on how to reset your password.

Username or Email Address

Get New Password

[Log in](#) | [Register](#)

— Go to [Center for Evidence to Practice: Learn](#)

Have questions?



Contact

You can reach out to the Center staff at EvidencetoPractice@lsuhsc.edu or Hasheemah Afaneh, Program Administrator at hafane@lsuhsc.edu or call at 504.568.5949 for further assistance.

Louisiana Center for Evidence to Practice

LSUHSC School of Public Health
2020 Gravier St. 2nd Floor New Orleans, LA 70130
Email: EvidencetoPractice@lsuhsc.edu
Phone: 504.568.5949

